



TEXDS Series

Type 1 Surge Protective Device/SPD/TVSS



Features:

- UL 1449 Third Edition Listed (Sept 2009)
- 100kA – 200kA per phase ratings
- Type 1 SPD –
 - All UL required OCP & Safety Coordination included inside
 - Can be installed line-side or load-side of main disconnect
- 20kA Inominal (most models)
- 200kA SCCRs (most models)
- UL 96A Lightning Protection Master Label compliant (@20kA I_n)
- Voltage Specific Design – Highly configurable
- All MOV suppression elements monitored

Performance Specifications

- | Surge Capacities | L-N | L-G | N-G |
|------------------|-------|-------|-------|
| 100kA/phase | 50kA | 50kA | 50kA |
| 150kA/phase | 100kA | 50kA | 50kA |
| 200kA/phase | 100kA | 100kA | 100kA |
- UL 1449 Third Edition Listed, UL 1283 R/C and cUL
 - UL 1449-3 Type 1 SPD (cUL Type 2 optional)
 - UL 1449-3 tested Inominal: 20kA & 10kA
 - UL 1449-3 tested SCCR: 200kA & 100kA
 - UL 1449-3 Voltage Protection Ratings (VPRs):
 - 208Y/120V: as low as 600V
 - 480Y/277V: as low as 1000V (data table on back)
 - Less than 1 nanosecond response time
 - Repetitive Impulse: 5,000 hits
 - AC Sinewave Tracking Filter with EMI/RFI Filtering up to -50dB from 10kHz to 100MHz

Physical Specifications

- Relative Humidity Range: 0 -95% non-condensing
- Operating Frequency: 47-63Hz
- Operating Temperature: -25°C (-15°F) to +60°C (140°F)
- Weight: 5 lbs (2.3 kg)
- NEMA 4X Polycarbonate enclosure – UL 746C(f1) & UL 94-5VA
- Dimensions: 6" x 6" x 4" (152mm x 152mm x 102mm) (excluding removable mounting feet)
- Lug size: #8 - #10 AWG
- Typical connection: #8 AWG and 40A breaker

Design Features

- Designed, Manufactured & Tested consistent with:
 - ANSI/IEEE C62.41.1-2002, C62.41.2-2002, and C62.45-2002
 - NEMA LS-1
 - NEC Article 285
 - IEC 61643, CE
- High Energy Parallel Design for Category C3 & C-High applications
- For External Mounting next to Switchgear, Motor Controls Centers or Panelboards
- Individually Fused & Thermally Protected MOVs
- Large-Block 34mm square MOVs
- Solid State Bidirectional Operation

Diagnostic Monitoring:

- 100% monitoring – Every MOV is monitored, incl. N-G
- Green LED Status indicator per phase
- Red LED service indicator
- Phase Loss monitoring (toggles LED & dry contact)
- Electrically isolated circuitry ensures surges do not damage diagnostics
- Optional: Audible Alarm & Form C Dry Contact (Contact rated 240V, 5A)

Quality, Standards & Validation:

- UL 1449 Third Edition, cUL, UL 1283 R/C
- UL file: VZCA.E321351 at www.UL.com
- RoHS-compliant
- IEC 61643, CE
- 10 year warranty (longer optional)
- Burn-In tested Prior to Shipment
- ISO 9001:2000 Quality Management System
- ISO 17025:2005 Laboratory Qualification
- Made in USA



Circuit Components Inc.

2400 S. Roosevelt Street, Tempe, AZ 35282-9848

Tel: 480-967-0624 · Fax: 480-967-9385 · info@surgecontrol.com · www.surgecontrol.com

TE XDS Model Number Configurator & Options

TE 02 XDS 20 4X A

Voltage Code for Electrical System

Common North American Systems:

- 01 = 240/120V Split Phase - 1Ø 3W+Grnd (Fig 1)
- 02 = 208Y/120V Wye - 3Ø 4W+Grnd (Fig 2)
- 03 = 240/120V High Leg Delta (B High) (Fig 3)
- 04 = 480Y/277V Wye - 3Ø 4W+Grnd (Fig 2)
- 05 = 480V Delta - 3Ø 3W+Grnd (Fig 4) & HRG Wye
- 08 = 600Y/347V Wye - 3Ø 4W+Grnd (Fig 2)

Other Available Systems - Confirmation encouraged:

- 15 = 254/127V Split Phase - 1Ø 3W+Grnd (Fig 1)
- 18 = 480/240V Split Phase, or Two legs of Wye (Call)
- 21 = 220Y/127V Wye - 3Ø 4W+Grnd (Fig 2)
- 41 = 520Y/300V Wye - 3Ø 4W+Grnd (Fig 2)
- 42 = 415Y/240V Wye - 3Ø 4W+Grnd (Fig 2)
- 43 = 400Y/230V Wye - 3Ø 4W+Grnd (Fig 2)
- 44 = 440Y/250V Wye - 3Ø 4W+Grnd (Fig 2)
- 51 = 480V B Corner Grnd Delta, 3Ø 3W+Grnd (Fig 6)
- 06 = 240V Delta - 3Ø 3W+Grnd (Fig 4)
- 61 = 240V B Corner Grnd Delta, 3Ø 3W+Grnd (Fig 6)
- 07 = 380Y/220V Wye - 3Ø 4W+Grnd (Fig 2)
- 09 = 600V Delta - 3Ø 3W+Grnd (Fig 4) & HRG Wye
(Available: 100kA)
- 91 = 600V B Corner Grnd Delta, 3Ø 3W+Grnd (Fig 6)
(Available: 100kA)
- 11 = 120V Single Phase (Fig 5)
- 12 = 240V Single Phase (Fig 5) - Not split phase
- 13 = 127V Single Phase (Fig 5)
- 14 = 300V Single Phase (Fig 5)
- 16 = 277V Single Phase (Fig 5)
- 17 = 480V Single Phase (1 Hot, 1 Neu, 1 Grnd) (Fig 5)

Surge Current Rating

- 10 = 100kA/Phase
- 15 = 150kA/Phase
- 20 = 200kA/Phase

Enclosure Rating

4X = NEMA 4X Non-Metallic (size 6" x 6" x 4")

Options

- A = Audible Alarm & Dry Contacts
Two Sets, Form C, 240V, 5A
- 2 = Type 2 SPD Bearing UL Mark

Delete Options - Consult Factory for Order Code

- Delete L-N Protection (reduces kA rating)
- Delete L-G Protection (reduces kA rating)
- Delete N-G Protection (reduces kA rating)
- Delete Noise Filtering

Available Accessory (order separately)

- KITFMXF = Flush Mount Kit
- RM = Remote Monitor

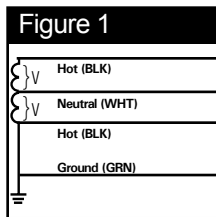


Figure 1
SPLIT
2 Hots, 1 Neu, 1 Grnd

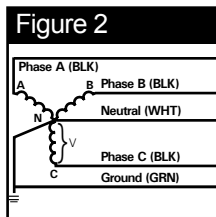


Figure 2
WYE
3 Hots, 1 Neu, 1 Grnd

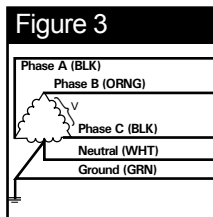


Figure 3
HI-LEG DELTA (B High)
3 Hots, (B HIGH),
1 Neu, 1 Grnd

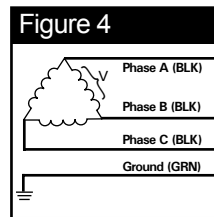


Figure 4
DELTA & HRG Wye
3 Hots, 1 Grnd

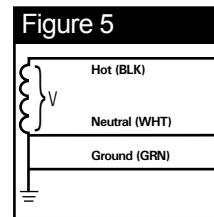


Figure 5
SINGLE POLE
1 Hot, 1 Neu, 1 Grnd

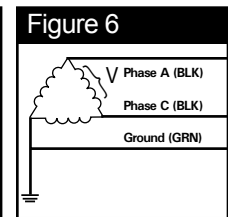


Figure 6
CORNER GROUND
DELTA (B grounded)
3 Hots, 1 Grnd

Performance Data

| Common North American Systems | | UL 1449 THIRD Edition (Sept 2009) Test Data | | | | | | | |
|-------------------------------|------------------------------|---|----------|------|-----------|--------|------|-------|-----------|
| | | Voltage Protection Ratings (VPR - 3kA) | | | | | | | |
| | | L-N | L-G | N-G | L-L | Type | In | SCCR | MCOV |
| 01 | = 240/120V Split Phase | 700 | 700 | 600 | 1000 | Type 1 | 20kA | 100kA | 150 |
| 02 | = 208Y/120V 3Ø Wye | 700 | 700 | 600 | 1000 | Type 1 | 20kA | 200kA | 150 |
| 03 | = 240Y/120V B High Leg Delta | 700/1200 | 700/1200 | 600 | 1000/2000 | Type 1 | 20kA | 200kA | 150 / 320 |
| 04 | = 480Y/277V 3Ø Wye | 1200 | 1200 | 1200 | 2000 | Type 1 | 20kA | 200kA | 320 |
| 05 | = 480V 3Ø Delta | - | 1800 | - | 2000 | Type 1 | 10kA | 200kA | 550 |
| 08 | = 600Y/347V 3Ø Wye | 1500 | 1500 | 1500 | 2500 | Type 1 | 10kA | 200kA | 420 |

Other Available Systems:

Please see supplementary data sheet, contact us at info@aptvss.com, or confirm at www.UL.com using CCN of VZCA

Circuit Components Inc.
2400 S. Roosevelt Street, Tempe, AZ 35282-9848
Tel: 480-967-0624 • Fax: 480-967-9385
info@surgecontrol.com • www.surgecontrol.com

